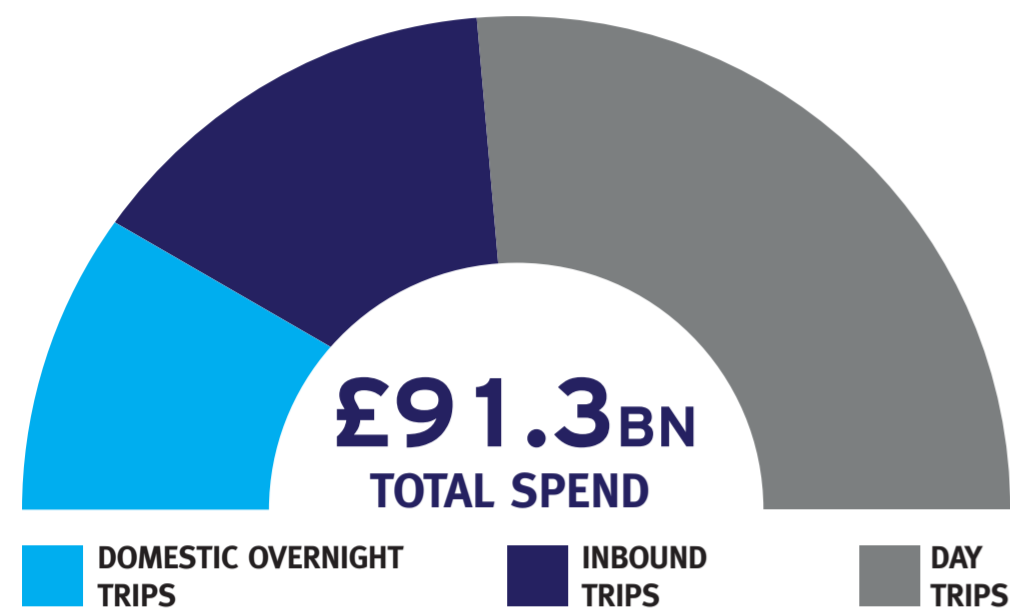


Tourism trips and spend

£91.3BN

Was spent on tourism in England in 2017



DOMESTIC OVERNIGHT TRIPS
£19BN
Source: GBTS 2017
NUMBER OF TRIPS
100.62M
Source: GBTS 2017

INBOUND TRIPS
£21.4BN
Source: IPS 2017
NUMBER OF TRIPS
34.3M
Source: IPS 2017

DOMESTIC DAY TRIPS
£50.9BN
Source: GBDVS 2017
NUMBER OF TRIPS
1.5BN
Source: GBDVS 2017

Regional Spending

Tourism spend in England is spread across the country

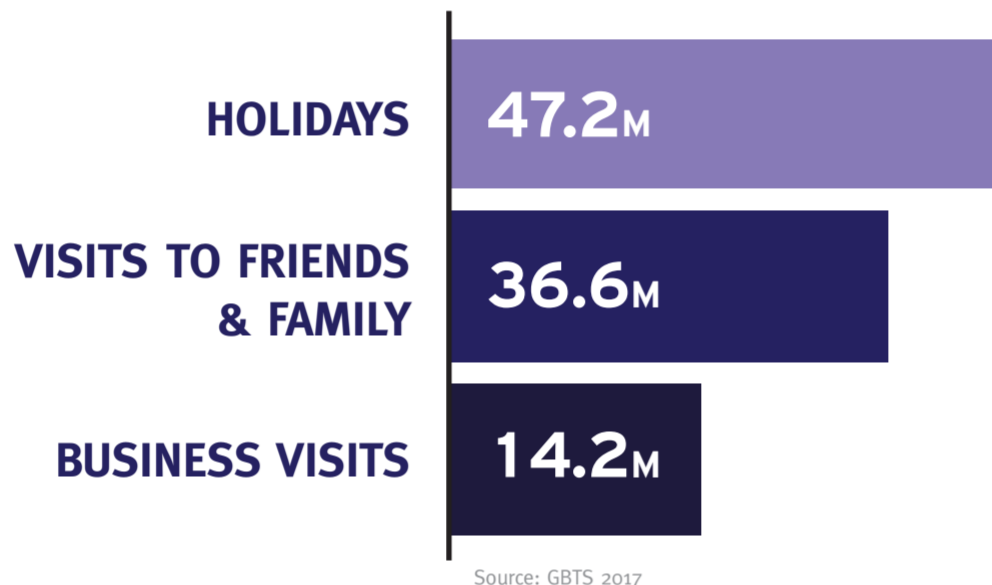


£12BN	NORTH WEST	£5.3BN	EAST MIDLANDS
£6.3BN	WEST MIDLANDS	£6.4BN	EAST
£9.8BN	SOUTH WEST	£28.9BN	LONDON
£3.4BN	NORTH EAST	£11.9BN	SOUTH EAST
£7.3BN	YORKSHIRE & HUMBERSIDE		

Source: Inbound – IPS 2017 Overnight – GBTS 2017
 Day visits – GBDVS 2017

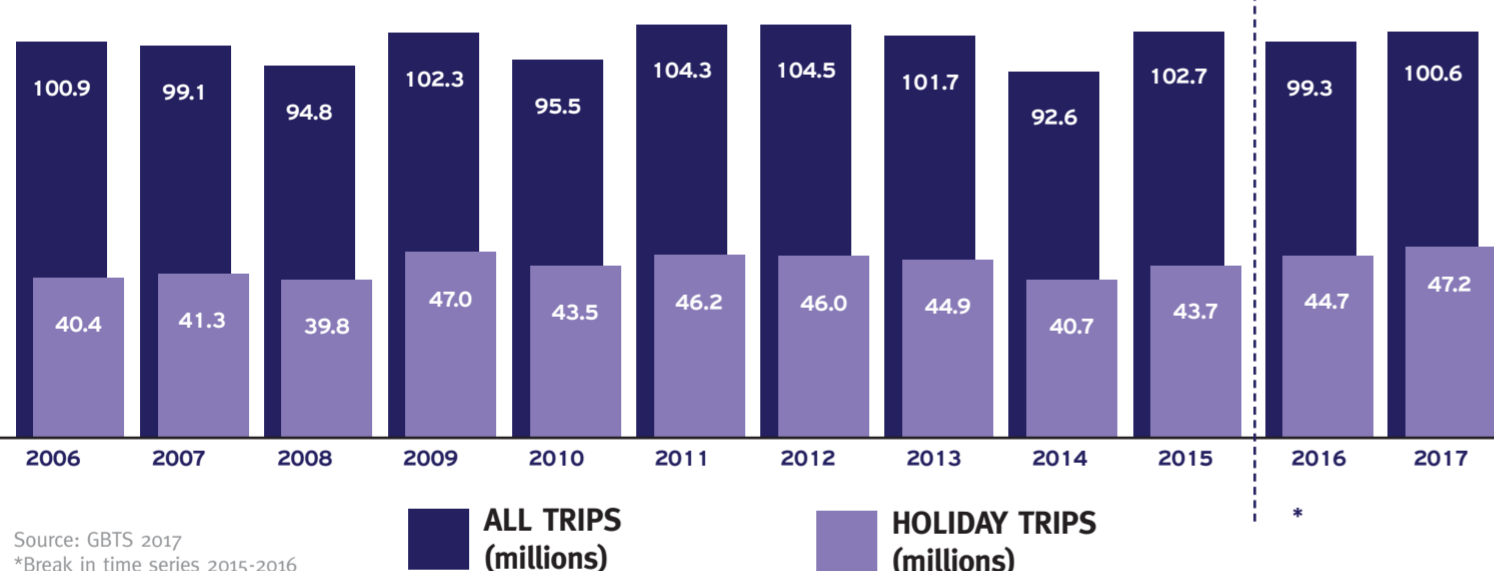
Domestic overnight tourism

In 2017, there were:



Source: GBTS 2017

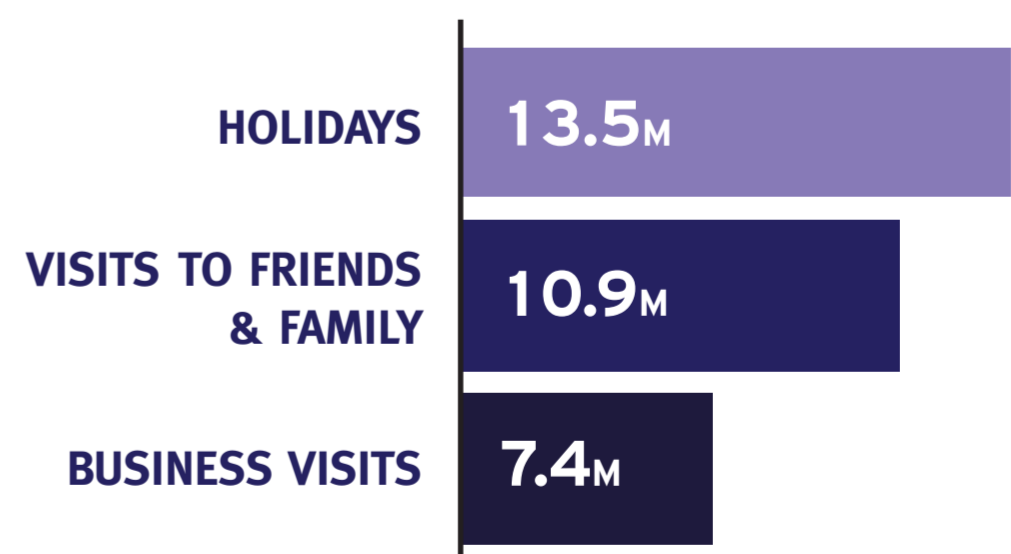
Domestic overnight tourism over time



Source: GBTS 2017
 *Break in time series 2015-2016

Inbound Tourism

In 2017, inbound visits to England included:



Source: IPS 2017

Inbound tourism over time



Source: IPS

Economic impact of English tourism

Tourism in England contributes £106BN to the British economy when direct and indirect impacts are taken into account, and supports 2.6M jobs

£106BN
 TOURISM IN ENGLAND



Source: Deloitte 2013